

ARNCLIFFE WEST INFANTS SCHOOL



7 Loftus St
Arncliffe
2205

Phone:
9567 7062

Grow in Friendship

K-2 INFORMATION BOOKLET 2024



TERM		START	FINISH
1	S1	Thurs 01.02.2024	Fri 12.04.2024
	K	Mon 05.02.2024	Fri 12.04.2024
2		Tues 30.04.2024	Fri 06.07.2024
3		Tues 23.07.2024	Fri 27.09.2024
4		Mon 14.10.2024	Thur 19.12.2024

AWIS TEACHING & SUPPORT



Mr Bryce Hageman
Relieving Principal



Mrs Alison Lane
Assistant Principal



Mr Owen Ikin
Relieving Assistant Principal



Mrs Maureen Ford
Administration Manager



Miss Jargalmaa Munkhbayar



Mr Ian Ford



Mrs Josephine Nigro



Mrs Sada Kdouh



Mrs Maria James



Miss Rachel Cotter



Mrs Kathy Venetsanos



Mrs Bojana Skoric



Mrs Fatin Bazzi



Mrs Mirvat Sbeity



Mrs Lisa Macintosh



Miss Susanna Silva



Ms Athena Paschal



Miss Paige Macintosh



Miss Stella McCoy



Ms Rebekah Engles



Mrs Claudia Rizk



Miss Alana Fadel



Mr Ian Jackson
Senior Psychologist

ARNCLIFFE WEST INFANTS VISION STATEMENT

Arncliffe West Infants School aims to build strong foundations for a lifetime of learning by providing our students with the academic, social and physical skills to make positive contributions to their communities.

To support this aim the school will:

- Focus on Literacy, Numeracy and technology
- Promote confidence, independence, compassion, leadership and an active lifestyle
- Develop innovative thinking, an appreciation of the Arts and a sense of adventure

School hours: 9.30am-3.30pm. There will be playground supervision from 9am. If you arrive before this time an adult must stay with your child or come to the office to make alternative arrangements.

Late?- If your child is late to school, you must take them to the office to get a late note to give to the teacher before they can go to class. School gates are locked between 9.35am and 3:20pm.

Absences: If your child is sick DO NOT send them to school. Please notify the school if your child is going to be away by calling the Office or submit an attendance note through School Bytes (instructions on pages 12 & 13). After 2 days you will need to provide a Medical Certificate.

Changes of address: You must update your details if anything changes otherwise we have no contact information for emergencies. Please see the office or use School Bytes and supply 3 bills as proof of the change.

Picking up and Dropping off: Students must be collected by an authorised adult or child over 16. Alternative arrangements must be approved through the Office. Parents are currently able to use the carpark as long as they obey the car park rules. All parents using the carpark must hold their child's hand at all times. Cars must be parked rear to fence. There is also a drop-off zone on the road in front of the school. The carpark is out of bounds for students unaccompanied by an adult.

Holidays: Parents are advised that absences for travel during term time need to be approved by the Principal and will be counted as **absences** from school on your child's record card, NOT exemptions. We encourage you to consider the impact on your child's education before taking them out of school during the term. Please see the office to apply for leave longer than 10 days.


Schoolbags and lunchboxes:

PLEASE LABEL EVERYTHING!!! Bags should be left in locations specified by the class teacher in the morning. Please provide fruit and water for 'Crunch and Sip' at mid morning. Lunchboxes are not to contain sweets, chips or soft drinks. Treat foods such as fruit jellies, LCM bars or chocolate coated muesli bars should be minimised. Canteen lunches can be ordered via the Flexischools app (Instructions and the 2024 menu on pages 14 & 15)

Hats: To minimise sun exposure, it is AWIS policy, that if a student does not have a hat they must play in the shade. School hats have a protective covering for the back of the neck so please ensure your child's hat complies. Hats **MUST BE LABELLED** as they are often 'lost'. Hats are kept in trays in the classroom and will be sent home at the end of term to be washed.

JACKETS, JUMPERS, SHOES AND SOCKS MUST BE LABELLED

IDEAS FOR HEALTHY LUNCHES



Lost Property: If your child loses something please check in the classroom or ask the class teacher. If it is not labelled you may also find it in the lost property bin in Block A.

Toys at school: The school is well equipped with toys for play. Please encourage children to leave treasured items at home. Personal toys at school can be very distracting and are easily lost or broken.

Jewellery: Students are not allowed to wear rings, bracelets or necklaces at school as they can get caught on equipment and do serious damage to the body. Studs only to be worn in pierced ears. Please keep hair ornaments simple.

Home Reader Bags: These bags are used to transport books and notes safely to and from school and must be brought to school EVERY day. Reading books will not be allowed to go home without a home reader bag.

Lost guided reading books cost \$10 to replace and this will be charged to parents.

Library Bags: Each class has a weekly library lesson and Library bags are used to transport books to and from school safely. On their allocated day students should bring back any books they have borrowed to be exchanged.

Lost Library books will be charged to parents at replacement cost.

School Assembly: Parents, carers, and families are invited to attend our weekly assemblies each Wednesday morning starting at 9.30am.

Merit Awards: Each week at the assembly, class teachers hand out 3 merit awards and 2 value awards to students in their class. Every child will also receive a birthday certificate on or around their birthday. Any combination of 5 of these awards can be brought to the school Principal to receive a Principal's book award. Book awards are also presented at the weekly assembly.



and/or



=



+



Choice of a book

Home Reading: Books that we read together in small groups during class will be regularly sent home to read with parents. This provides reinforcement of vocabulary and sentence structures. Please sign the card provided so that we know they have read to you. Reading to parents is an important part of the learning process.

Tips for parents: Picture clues are important so please encourage students to look at the pictures if they get stuck. Knowing the sounds that letters make is the key to reading as it helps them to 'sound out' words. Encourage your child to identify beginning sounds of words or put a sound to a letter as well as a name.

Students will be regularly assessed with regard to reading level and placed in an appropriate group. Please do not focus too much on the level assigned to your child as children learn to read at different rates.

Computers and iPads: Students will have regular sessions both in the classroom and the Computer room. Each student is provided with a set of headphones. These will be kept at school for use during these sessions.

Any headphones that are broken due to lack of care on the part of the student will need to be replaced by parents at a cost of \$10 per set.

AWIS uses Reading Eggs, Mathletics and PM e-reading programs and parents are encouraged to provide a home subscription available through the school at a discounted price. The log-on username and Password for this subscription will be provided to the student **only once**. If you lose this you will need to apply for a re-issue through the Office. The teachers cannot provide this to you.

Swimming: Our school has a heated swimming pool on South Campus. Our teachers and SLSO's are accredited Austswim teachers. Swimming takes place in Terms 1 & 4. These lessons are intended to teach water confidence and not replace out-of-school swimming lessons.



P&C: If you wish to be involved in the P&C, meetings are held throughout the year. Everyone is welcome. Check the P&C noticeboard on the back of A-Block for updates.

School Uniform



School Uniform: Monday - Thursday: School uniforms can be purchased from the front office between 9.00am and 3.30pm. A uniform order form can be found on page 10 of this booklet. The office accepts eftpos and cash payments. Orders can also be placed online via the parent portal through School Bytes.

Mufti Day every Friday: Students wear uniforms Monday to Thursday and then on Friday are allowed to wear mufti. Hats, sensible shoes and appropriate clothing are required.



Arnccliffe West Infants Uniform Order Form

NO REFUNDS. EXCHANGE ONLY.
 Prices correct as of 24th August 2023

Item	Amount	Quantity	Size	\$
Essential Starter Pack saving \$13.00 (includes items in blue)	\$90.00			
School Hat	\$10.00			
School Bag	\$50.00			
Take Home Reader Folder	\$15.00			
Excursions Backpack	\$15.00			
Homework Pack	\$10.00			
Scrapbook	\$2.00			
Library Bag	\$6.00			
Girls Starter Pack 1 x Summer Tunic 1 x Winter Tunic 1 x Zip Jacket 1 x Skort 1 x Short Sleeve Polo Shirt	\$170.00			
Girls Summer Tunic	\$50.00			
Girls Winter Tunic	\$55.00			
Girls Dark Navy Skort	\$25.00			
Boys Starter Pack 2 x Short Sleeve Polo Shirt 2 x Navy Shorts 1 x Long Sleeve Polo Shirt 1 x Navy Track Pants 1 x Zip-up Jacket with Logo	\$140.00			
Dark Navy Knit Shorts	\$16.00			
Short Sleeve Polo Shirt	\$20.00			
Long sleeve polo shirt with Logo	\$25.00			
Zip-up Jacket with Logo	\$30.00			
Jumper Fleecy with Logo	\$20.00			
Navy Track Pants	\$20.00			
*All uniforms are available in sizes 4, 6, 8, 10, 12				

Total Payment: \$ _____

Payment Options: CASH EFTPOS Online Payment

Receipt number: _____

Child's Name: _____ Date: _____

Signed: _____

SCHOOL MAP



SCHOOL RULES



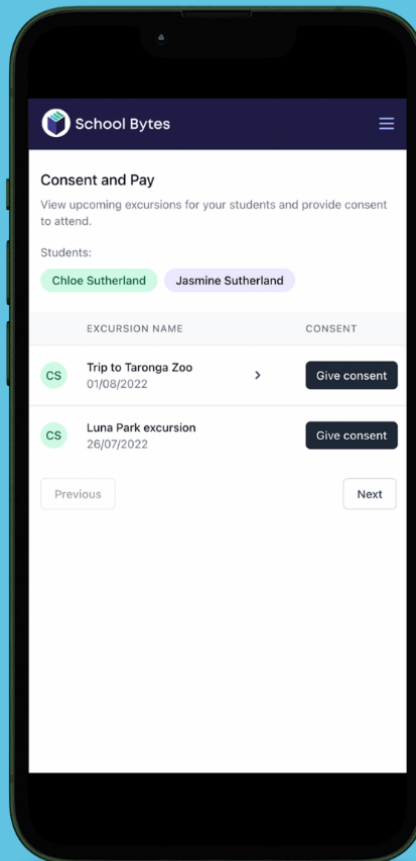
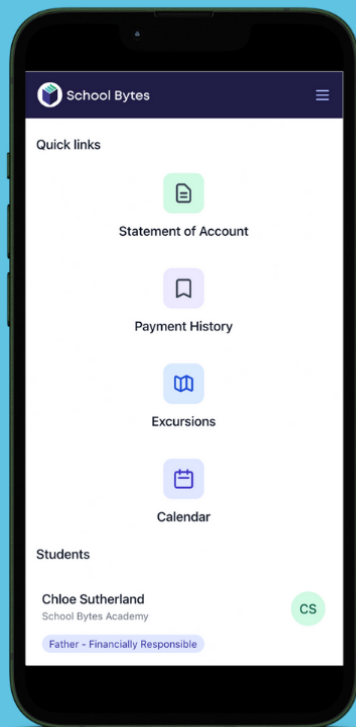
Grow in Friendship

- I am safe in the classroom and playground
- I follow teachers' instructions
- I keep my hands and feet to myself
- I speak nicely to others



AVAILABLE NOW!

We are excited to announce our school offers a flexible and simplified way parent/carers can make payments



The Parent Portal

- Easily make a payment online
- Download your receipt
- Sign and return permission notes digitally
- Use any credits on your account to make payment
- View your complete payment history
- Request a refund



School Bytes

Register for the Parent Portal via the
QR Code or visit

<https://portal.schoolbytes.education>





Parent App

Available now!

Download on the App Store or Google Play by clicking the image below.



Key Features

- Get real time push notifications from your school
- Stay signed in and save your card for secure payments for fees and excursions
- Give consent, sign forms and respond to attendance alerts
- View the school calendar and news



FOODFRESH CANTEEN

HOT FOOD

Garlic Toast	\$1.00
Cheese Toast	\$2.00
Zataar Pizza	\$2.00
Cheese Pizza	\$3.00
Party Pie	\$1.00
Sausage Roll	\$2.50
Fish Fingers (6)	\$4.00
Hotdog	\$4.00
Hot Noodle Cup	\$4.00
Spicy Wing	\$1.50
Chicken Fingers (6)	\$4.00
Popcorn Chicken (16)	\$4.00
Chicken Nuggets (6)	\$4.00
Chicken Burger	\$5.00
Beef Burger	\$5.00
Sweet chilli wrap	\$5.00
Chicken wrap	\$5.00
Kafta Wrap	\$5.00
Wedges Cup	\$3.00
Spaghetti Bolognese	\$5.00
Lasagne	\$5.00
Mac 'n' Cheese	\$5.00
Vegetarian Burger	\$5.00

Fruit Snack

Carrot sticks	\$1.00
Apple Slinky	\$1.00
Orange Smile	\$1.00
Watermelon Pack	\$2.00
Fruit Cup Mix	\$2.00
Fruit Salad (small)	\$4.00
Fruit Salad (large)	\$6.00

(FRUIT IS CUT FRESH DAILY)

SALAD

Garden Salad (lettuce, tomato, cucumber, carrot & dressing)	\$6.00
Tuna Salad (tuna, lettuce, tomato, cucumber, carrot & dressing)	\$6.00
Caesar Salad (chicken, lettuce, tomato, cucumber, egg & cheese)	\$6.00
Greek Salad (lettuce, tomato, feta, cucumber, olives, dressing)	\$6.00

Create your own salad box.

EXTRAS

Tomato Sauce	\$0.50
Barbeque Sauce	\$0.50
Dressing	\$0.50
Carrot	\$0.50
Tomato	\$0.50
Beetroot	\$0.50
Mayo	\$0.50
Cucumber	\$1.00
Cheese	\$1.00
Egg	\$1.00
Tuna	\$1.00
Avocado	\$1.00
Chicken	\$1.00



SANDWICH OR ROLLS

Tuna Sandwich (mayo, lettuce, tuna)	\$5.00
Salad Roll (lettuce, tomato, carrot, cucumber)	\$6.00
Chicken Salad Roll (chicken, lettuce, cucumber, tomato, carrot)	\$6.00

Breads – fresh daily

White Rolls/ Sandwich bread/ Burger Buns
Gluten free / Wrap

FOODFRESH CANTEEN

Drinks

Water (S)	\$1.00
Water (L)	\$2.00
Apple Juice	\$2.00
Orange Juice	\$2.00
Apple Blackcurrant	\$2.00
Glee	\$2.50
Juice Bomb	\$2.50
Milk Flavoured – Chocolate	\$2.50
Strawberry	
Vanilla	

Fresh Sushi (Wednesday Only)

Tuna & Cucumber	\$3.50
Tuna & Avocado	\$3.50
Chicken Teriyaki	\$4.00
Salmon & Avocado	\$4.00



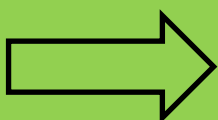
Snacks

Popcorn	\$1.00
Mamee Noodles	\$1.00
Delites	\$1.50
Snaps	\$2.00



FOR ONLINE ORDERS DOWNLOAD
FLEXISCHOOLS APP

LUNCHES
MUST BE
ORDERED
ONLINE
BEFORE 9:45am
Monday to
Friday.
Using the
FLEXISCHOOLS
APP



SET UP YOUR ACCOUNT

1 Download the Flexischools App

Note: for iPhone and iPad please select 'Allow' notifications.



2 Add your School and Group

Click on the search icon, enter your school name, select your school and year group, or groups relevant to you.

3 Login/Register

Click the 'Order now' button located in the bottom right-hand corner of the app, this will open a login screen.

- **Already a Flexischools user** - Enter your details and login. To save your login details select 'remember me'.
- **New Flexischools user** - Click 'Register', enter your email address and follow the instructions in the email to set up your account. Once your account is set up, add new student; search for their school, enter student details and select their class.

ORDER

1 Place your Order

Click the 'Order now' button located in the bottom right-hand corner of the app and select your student.

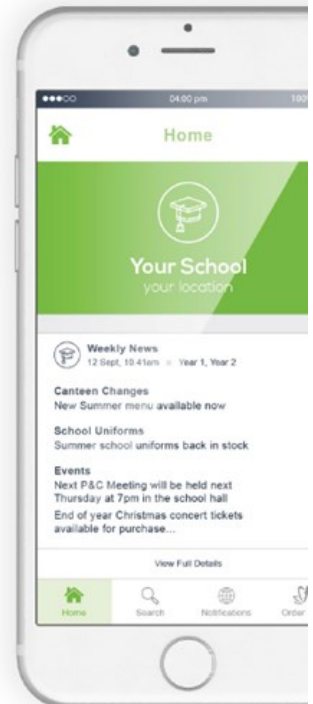
2 Make your Selection

Select the items you wish to order.

3 Make Payment

Select your payment option and complete payment to place your order.

Alternatively you can sign-up on flexischools.com.au





Enrolment policy

Information for parents

The Enrolment of Students in NSW Government Schools policy is in place to assist schools to meet their obligations under the *Education Act 1990* - to ensure that every student has a place at their local school. The policy also communicates to staff and the community a transparent enrolment process.

Why was the enrolment policy revised?

Across the state, many communities are changing. Some are growing at rates never seen before. Some schools that used to be able to accept out-of-area enrolments, no longer have the room to do so.

The revised policy is designed to support schools to manage all enrolment applications, encourage greater consistency in decision-making and make sure the enrolment choices are clear for parents.

What are the changes?

The enrolment cap

The enrolment cap is the number of students that can be enrolled at a school based on the school's permanent accommodation. The enrolment cap tells us whether the school will be able to accept non-local enrolments. It is not a target or limit on the number of local enrolments a school can take.

Schools with a local intake area have a cap set by the department from Term 4 2019.

Within the enrolment cap, a number of enrolment places (the buffer) must be kept aside for the likely number of local students who will need to enrol during the year. For this reason, a school will not take non-local students once they reach their buffer, unless there are exceptional circumstances.

100-point residential address check

Parents planning to enrol their child at a school that is near or at its buffer or cap will be asked to complete the 100-point residential address check to confirm they live within the school's designated intake area. This means parents will need to provide documents to verify the child's current address.

So that schools only seek information relevant to the child's enrolment, a list of approved documents for the residential address check is available from the school or the department's website at <https://education.nsw.gov.au/policy-library/policies/enrolment-of-students-in-nsw-government-schools>.

Selection criteria for non-local enrolment

Sibling enrolments are now clearly prioritised (where possible) and selection criteria for non-local enrolment will not include student ability, performance or achievement.



What has not changed?

Schools will continue to enrol students who live in their local intake area, regardless of the school's cap status.

Enrolment procedures for students accessing particular education settings (for example selective schools, distance education, specialist support classes for students with disability, Intensive English Centres) are not affected by the revised policy.

In schools with available places, there are no changes to enrolment rights of siblings of non-local students. Each enrolment application is considered on its merits, including if siblings currently attend the school. At schools below their cap, out-of-area applications for siblings of current students will be given enrolment priority.

Schools will continue to provide families with support and advice during the enrolment process, including assessment of exceptional and compelling circumstances particularly for vulnerable students and their families.

Schools will also continue to apply the policy fairly and consistently using transparent and accountable processes when making decisions about enrolment applications. Parents have a right of appeal to determine whether the stated processes have been applied in a procedurally fair manner.

But what do the changes mean for me?

What if my child is already enrolled but we do not live in that school's intake area?

Your child will remain enrolled at the school as the revised policy does not affect students already enrolled in NSW Government schools.

We were in area when my child was enrolled in the school. The department has since changed the school's boundary and our residence is now out of area. I have other children and I want them all to go to the same school. What are my options?

At times it is necessary for the department to make adjustments to a school's local enrolment intake area. This could mean a family with a child/children already enrolled is then outside the local intake area. When this happens, the family will still be able to enrol siblings together at the school, regardless of whether the school is over the buffer or cap.

I already have a child enrolled as an out-of-area student in a NSW Government school. Can I enrol my other children at that school too?

This will depend on the cap set for the school:

- If the school is **not near its buffer**, then siblings should be able to be enrolled at the school. In fact, siblings of students currently enrolled will be prioritised, where possible, over other non-local enrolment applications.
- If the school is **nearing its buffer**, then the school will form a non-local enrolment panel. The panel considers non-local enrolment applications when the number of non-local applications received exceeds the number of places available below the buffer. Again, in this instance, siblings of students currently enrolled will be prioritised, where possible, over other non-local enrolment applications.
- If the school is **over its buffer**, it will not accept non-local enrolment applications unless there are exceptional circumstances.

What is the criteria for enrolment in a school that is not my local school?

Schools that are able to accept non-local enrolment applications establish a non-local enrolment selection panel, if demand exceeds the number of places below the school's buffer.

Schools are required to make the selection criteria available to the school community.

My circumstances are challenging and I think this school is best for my child. We live outside the school's intake area. What should I do?

We understand that not everyone's circumstances are the same, and that there are instances where exceptional and compelling circumstances will need to be considered.

If this is the case, you should talk to the principal of your local school.

Contact

For general enquiries contact: 1300 679 332

For enrolment enquiries, speak to your local school.

Find school contact details at:

<https://education.nsw.gov.au/public-schools/going-to-a-public-school/finding-a-public-school>

School Community Charter

 **Collaborative. Respectful. Communication.**

The following School Community Charter outlines the responsibilities of parents, carers, educators and school staff in NSW public schools to ensure our learning environments are collaborative, supportive and cohesive.

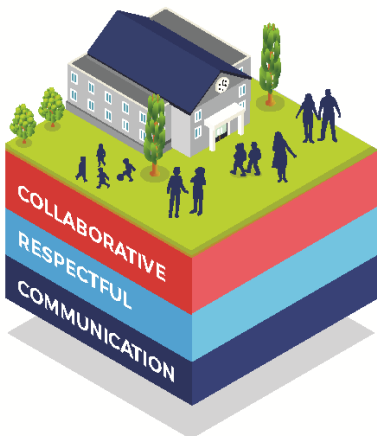
We treat each other with **respect**

What our schools provide

NSW public schools work to create positive environments for students, staff and the entire school community that support student learning. We strive to ensure that every student is known, valued and cared for.

The best education happens when parents and schools work together.

The School Community Charter aligns with the NSW Department of Education Strategic Plan 2018 – 2022.



Positive environments

It is important that our NSW public schools are positive environments and that parents and carers are kept informed of students' progress and school announcements.

Parents and carers can expect:

- To be welcomed into our schools to work in partnership to promote student learning.
- Communication from school staff will be timely, polite and informative.
- Professional relationships with school staff are based on transparency, honesty and mutual respect.
- To be treated fairly. Tolerance and understanding are promoted as we respect diversity.

We **prioritise** the wellbeing of all students and staff

Unsafe behaviour is not acceptable in our schools

We work **together** with the school

Ensuring respectful learning environments for all members of NSW Public Schools communities.



We create **collaborative** learning environments

We all play **our part**

We work **in partnership** to promote student learning

Communicating with our schools

Our staff will find a time to talk to you when they can give you their full attention. Please remember that while our staff are in class or dealing with other matters, they may not be available to answer your questions immediately.

Our schools and communities will make sure that written communication is appropriate, fair and easy to read. We encourage you to use email and social media appropriately to connect with your school and stay up-to-date with up-coming events in the school community.

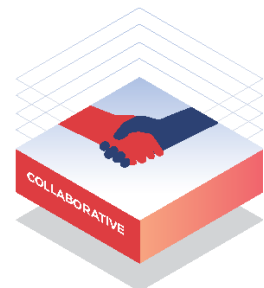
Our guide for parents, carers and students provides useful information about the complaints process:

education.nsw.gov.au/about-us/rights-and-accountability/complaints-compliments-and-suggestions/guide-for-parents-carers-and-students

Respectful communication is a right

In all workplaces people have the right to feel respected. Unacceptable and offensive behaviour has no place in our school communities.

To ensure the wellbeing of students, staff and the community in our schools, steps will be taken to address unacceptable behaviour. This may include restricting contact with the school community or, in more serious cases, referral to NSW Police.



Unacceptable behaviour may include but is not limited to:

- Aggressive or intimidating actions, such as violence, threatening gestures or physical proximity.
- Aggressive or intimidating language, including the use of obscenities, making sexist, racist or derogatory comments or using a rude tone.
- Treating members of the school community differently due to aspects such as their religion or disability.
- Inappropriate and time wasting communication.



Collaborative.
Respectful.
Communication.

School Community Charter




education.nsw.gov.au

Too sick for school?



Generally if your child feels unwell, keep them home from school and consult your doctor. This chart and the information it contains is not intended to take the place of a consultation with your doctor.

Bronchitis	Symptoms are coughing, a runny nose, sore throat and mild fever. The cough is often dry at first, becoming moist after a couple of days. There may be a slight wheeze and shortness of breath. A higher fever (typically above 39°C) may indicate pneumonia.	 ... until they are feeling better. Antibiotics may be needed.
Chickenpox (Varicella)	Slight fever, runny nose, and a rash that begins as raised pink spots that blister and scab.	 ... for 5 days from the onset of the rash and the blisters have dried.
Conjunctivitis	The eye feels 'scratchy', is red and may water. Lids may stick together on waking.	 ... while there is discharge from the eye unless a doctor has diagnosed a non-infectious cause.
Diarrhoea (no organism identified)	Two or more consecutive bowel motions that are looser and more frequent than normal and possibly stomach cramps.	 ... for at least 24 hours after diarrhoea stops.
Fever	A temperature of 38.5°C or more in older infants and children.	 ... until temperature is normal.
Gastroenteritis	A combination of frequent loose or watery stools (diarrhoea), vomiting, fever, stomach cramps, headaches.	 ... for at least 24 hours after diarrhoea and/or vomiting stops.
German measles (Rubella)	Often mild or no symptoms: mild fever, runny nose, swollen nodes, pink blotchy rash that lasts a short time.	 ... for at least 4 days after the rash appears.
Glandular Fever (Mononucleosis, EBV infection)	Symptoms include fever, headache, sore throat, tiredness, swollen nodes.	 ... unless they're feeling unwell.
Hand, Foot and Mouth Disease (HFMD)	Generally a mild illness caused by a virus, perhaps with a fever, blisters around the mouth, on the hands and feet, and perhaps the nappy area in babies.	 ... until all blisters have dried.
Hayfever (Allergic rhinitis) caused by allergy to pollen (from grasses, flowers and trees), dust mites, animal fur or hair, mould spores, cigarette smoke	Sneezing, a blocked or runny nose (rhinitis), itchy eyes, nose and throat, headaches.	 ... unless they feel unwell or are taking a medication which makes them sleepy.
Head lice or nits* (Pediculosis)	Itchy scalp, white specks stuck near the base of the hairs; lice may be found on the scalp.	 ... while continuing to treat head lice each night. Tell the school.

Hepatitis A	Often none in young children; sudden onset of fever, loss of appetite, nausea, vomiting, jaundice (yellowing of skin and eyes), dark urine, pale stools.	 ... for 2 weeks after first symptoms (or 1 week after onset of jaundice). Contact your doctor before returning to school.
Hepatitis B	Often no symptoms in young children. When they do occur, they can include fever, loss of appetite, nausea, vomiting, jaundice (yellowing of skin and eyes), dark urine.	 ... if they have symptoms. Contact your doctor before returning to school.  ... if they have a chronic infection (not the first outbreak) and no symptoms.
Impetigo (School sores)	Small red spots change into blisters that fill up with pus and become crusted; usually on the face, hands or scalp.	 ... until antibiotic treatment starts. Sores should be covered with watertight dressings.
Influenza	Sudden onset fever, runny nose, sore throat, cough, muscle aches and headaches.	 ... until well.
Measles	Fever, tiredness, runny nose, cough and sore red eyes for a few days followed by a red blotchy rash that starts on the face and spreads down the body and lasts 4 to 7 days.	 ... for at least 4 days after the rash appears.
Meningococcal Disease	Sudden onset of fever and a combination of headache, neck, stiffness, nausea, vomiting, drowsiness or rash.	Seek medical attention immediately. Patient will need hospital treatment. Close contacts receive antibiotics.
Molluscum Contagiosum	Multiple small lumps (2–5mm) on the skin that are smooth, firm and round, with dimples in the middle. In children, occur mostly on the face, trunk, upper arms and legs. Symptoms can last 6 months to 2 years.	
Mumps	Fever, swollen and tender glands around the jaw.	 ... for 9 days after onset of swelling.
Ringworm* (tinea corporis)	Small scaly patch on the skin surrounded by a pink ring.	 ... for 24 hours after fungal treatment has begun.
Runny nose or common cold		 ... unless there are other symptoms such as fever, sore throat, cough, rash or headache. Check with school.
Scabies*	Itchy skin, worse at night. Worse around wrists, armpits, buttocks, groin and between fingers and toes.	 ... until 24 hours after treatment has begun.
Shigella	Diarrhoea (which may contain blood, mucus and pus), fever, stomach cramps, nausea and vomiting.	 ... until there has not been a loose bowel motion for 24 hours. Antibiotics may be needed.
Slapped Cheek Syndrome (Parvovirus B19 infection, fifth disease, erythema infectiosum)	Mild fever, red cheeks, itchy lace-like rash, and possibly cough, sore throat or runny nose.	 ... as it is most infectious before the rash appears.
Whooping Cough (Pertussis)	Starts with a running nose, followed by persistent cough that comes in bouts. Bouts maybe followed by vomiting and a whooping sound as the child gasps for air.	 ... until the first 5 days of an antibiotic course has been completed. Unimmunised siblings may need to stay home too until treated with an antibiotic.
Worms (Threadworms, pinworms)	The main sign of threadworms is an itchy bottom. Sometimes children feel 'out of sorts' and do not want to eat much. They may also have trouble sleeping, due to itching at night.	 ... and tell the school as other parents will need to know to check their kids.

***It is important that the rest of the family is checked for head lice, scabies and ringworm**



Information provided by NSW Health.

© Owned by State of NSW through the Department of Education and Communities 2012. This work may be freely reproduced and distributed for non-commercial educational purposes only. Permission must be received from the department for all other uses.

2/2



ANNOUNCING

Places available
at TASK

Out of School Hours Care permanent & casual sessions

CCS rebate available
(can cover up to 85% of fees)

- *on site here at school*
- *first aid & child protection trained staff*
- *TASK is screen free*
- *healthy meals / snacks*
- *homework, readers & free play*
- *fun & educational programs*
- *govt. approved provider*

click here:

task-kids.com.au

t: 1300 827 500

e: enrol@task-kids.com.au

**THE —
AFTER
SCHOOL
KLUB —**

COME AND HAVE FUN !!





**Access more translated resources from
the Department of Education at:
education.nsw.gov.au/back-to-school**