

ARNCLIFFE WEST INFANTS PRESCHOOL



PRESCHOOL INFORMATION BOOKLET 2024

7 Loftus St
Arnccliffe
2205

Phone:
9567 7062

Grow in Friendship



PRESCHOOL EDUCATORS



Bryce Hageman

- * Relieving School Principal
- * Nominated Supervisor
- * Educational Leader
- * Responsible Person-in-Charge



Tina Andrews

- * Preschool Teacher



Salwa Bazzi

- * Educator / School Learning Support Officer



Jacquie Munkhbayar

- * School Learning Support Officer

OUR PHILOSOPHY

Arncliffe West Infants School (AWIS) provides a safe, friendly, nurturing environment for preschool aged children and their families. We believe that a relaxed, dynamic environment promotes stimulation of the mind and exploration of knowledge. Our preschool is a place where children are respected, encouraged and challenged to be the best they can be.

Our philosophy is centred on play-based learning where children are the creators of their knowledge and teachers are the facilitators. AWIS uses the Early Years Learning Framework as a foundation for programming and providing feedback to families. Children learn to develop a strong sense of identity, be connected with and contribute to their world, develop a strong sense of wellbeing, become confident and involved learners and become effective communicators.

The indoor and outdoor environments are centred around a number of learning areas including dramatic play, mathematics, construction, creative arts, science, technology, natural spaces, puzzles, sensory play, music and literacy. This ensures that children are provided with a holistic view of education and varied interest and cultural heritage are catered for.

Our program promotes individual exploration and independence across the learning areas using open-ended activities and resources. Resources are used to stimulate interesting lines of enquiry and are tailored to individual need and interest. We integrate technology into our learning environment through shared use of our interactive whiteboard and iPads where ideas can be further explored through the internet and educational apps.

PRESCHOOL HOURS: 9:30am to 3:30pm during school terms.

The preschool doors open at **9:30am** and are locked at 10.00am for safety reasons. If you arrive after 10.00am you will need to ring the school office to let the preschool staff know to let you in.


Preschool finishes at **3:30pm** and the gates open at 2.30pm. If your child has not been collected by 3:40pm preschool gates will be locked and you will need to collect your child from the main office at the 'big' school. Please phone the school office if you are running late. If your child needs to be picked up early, please notify the preschool staff upon arrival.

Each child must be accompanied to and from Preschool by a parent or person over 18 years of age. Your child needs to be signed in and out of the preschool. If someone not already authorised by you is to pick up your child please call the school office before 3:30pm to notify us who will be collecting your child. This person will need to prove their identity to the preschool staff.

Arncliffe West Infants School follows Australian government preschool guidelines by providing a 5 day fortnight at Preschool. The preschool groups attend on a 2 or 3 day week rotating basis. See below.

Parents are welcome to visit the preschool at any time. All visitors must sign-in using the school QR code.

YOU WILL RECEIVE A CALENDAR EACH TERM WITH PRESCHOOL DAYS HIGHLIGHTED.



Koalas: Week 1- Monday, Tuesday and Wednesday
Week 2- Monday, Tuesday



Possoms: Week 1- Thursday, Friday
Week 2- Wednesday, Thursday and Friday

FEES

A voluntary contribution of \$50 per term for Preschool resource is appreciated.

Please give 4 weeks notice if you are leaving the preschool.


Early Years Learning Framework Outcomes



Learning Outcome 1:
Children have a strong sense of identity.




Learning Outcome 2:
Children are connected with and contribute to their world.



Learning Outcome 3:
Children have a strong sense of wellbeing.



Learning Outcome 4:
Children are confident and involved learners.



Learning Outcome 5:
Children are effective communicators.



GETTING STARTED:

Before starting preschool, talk to your child about going to preschool. This could be done by reading a story about going to a preschool, a discussion of the types of activities he/she may do at a preschool and the new friends he/she will meet. Your preschool pack has a copy of 'Our Preschool' which is a book about preschool at AWIS.

DAILY REQUIREMENTS:

Each day, your child will need to bring a bag containing:

- **A healthy lunch**
- **2 pieces of fruit in separate labelled containers for fruit snack times**
- **A bottle of water**

Please label your child's food containers and drink bottle clearly with his/her name.

CLOTHING:

Please ensure your child wears appropriate clothing to preschool. Comfortable, sun safe clothing and covered footwear that your child can manage independently are best. We use paint, glue and play in the sand and garden so dress your child in clothing that you are ok with getting dirty. **Please label all clothing.**

At the start of each term, you will need to provide a change of clothes for your child. These will be kept at preschool for the term, should your child need to be changed during the preschool day.

SUNCARE:

The preschool provides each child with a hat to wear while playing outside. Please provide a small personal-sized sunscreen labelled with your child's name, for your child to use at school. Parents to apply this on arrival. This sunscreen will remain at school.

FOOD:

Lunch should be a healthy meal that your child can eat independently. Ideas for lunches can include salads, sandwiches, rolls, leftovers such as noodles, stir fry, pasta salads, pita pockets with meat, cheese and salad and baked beans. Yogurt, vegetable sticks (such as carrots, celery or cucumber) or fruit (such as grapes, dried fruit or small amounts of tinned fruit) may be also included.

As we do not refrigerate the children's lunches, please include an ice brick in their lunch box each day. Please note, we are also unable to heat up the children's food.



IDEAS FOR HEALTHY LUNCHES



OTHER INFORMATION:

Awards – Each week achievement awards are given to selected children. When your child collects 5 awards, they can be exchanged for a book by taking them to the Principal.



Sickness - If your child is sick please do not send them to Preschool, as they will pass on any infections to other children and the staff. If your child becomes sick at Preschool, you will be contacted and asked to collect your child.

Please contact the school if your child has an infectious disease e.g. chicken pox or COVID-19 as the school community may need to be informed. For infectious diseases, all quarantine periods will be adhered to for both your child's health and the other children in our care. (See pages 14 & 15 for more information)

School Counsellor – We have access to a counsellor for any families who may need extra support or assistance for their child. Please let us know if you need a referral.

Communication – The School Bytes app is available to download to keep up to date with school events or important notices. Instructions on how to download this app are on page 12 & 13 of this booklet. Newsletters will be emailed directly to all parents.

Changes of address/phone number - Please update your contact details for any changes by informing the school office or preschool staff.

Immunisation – A copy of your child's immunisation history statement will be required prior to enrolment in the preschool. From 01.01.2018, enrolment of children who are unvaccinated because of conscientious objection is not permitted. We request an update of immunisation when children turn 4.

School Bytes-The School Bytes portal provides flexibility for you to conveniently make school payments online, download receipts for payments made, complete and submit digital permission notes, create a planned absence or respond to an unexplained absence and fill out forms when applicable. See page 12 & 13 for instructions on how to sign up.

Getting involved – We welcome families from the preschool and the Infants school to join us for celebrations throughout the year. There is also a Parent Group that meets throughout the school term. This group supports the school with fundraising and special events. It is a great way to get to know other parents in the community.

We also encourage parents and families to be involved in preschool activities. Please see your child’s teacher if you would like to volunteer.

BEHAVIOURAL EXPECTATIONS



MANAGEMENT OF OUR SERVICE

Our service is operated by the *NSW Department of Education* and is part of a Preschool - Year Two Public School. Our school principal assumes the roles of;

- Nominated Supervisor
- Educational Leader
- Responsible person in charge

LICENSE AND RATING

Our preschool is licensed to care for a maximum of 20 children, between 9:30 and 3:30 daily, with a ratio of one adult for each ten children.

- *Approved Provider:* NSW Department of Education PR-00005345
- *Service approval number:* SE-00006461
- *Service assessment and rating:* Rated as Meeting in July 2019

Our preschool is guided by the [Education and Care Services National Regulations;](#)

If you would like access to the regulations within the preschool, please speak with an educator.

COMPLAINTS

If you have a concern, it is best to discuss it with your child's teacher first. Please make an appropriate time to meet with them to do this.

If you are not happy with the result, or if you do not feel it is appropriate to talk to her, phone and make an appointment to discuss your concerns with the School Principal.

Complaints will be dealt with confidentially and professionally, as per the School Community and Consumer Complaint Procedure, 2017. Wherever possible, less serious complaints will be resolved informally.

If you feel your complaint has not been satisfactorily resolved by the School Principal, you can make a formal complaint by contacting:

Quality Assurance and Regulatory Services Directorate,
Early Childhood Education, NSW Department of Education
Locked Bag 5107, PARRAMATTA NSW 2124
Phone number - 1800 619 113 (toll free)
ececd@det.nsw.edu.au

CHILD PROTECTION

If you, as a member of the public, have concerns about a child's welfare you should call the *Child Protection Helpline* on 132 111. More information is available online at: <https://www.facs.nsw.gov.au/families/Protecting-kids/reporting-child-at-risk>

All our school staff are *mandatory reporters*, this means they are legally obliged to report any suspected child abuse. They will do this through our School Principal and the Department's *Child Wellbeing Unit*.

STEP UP-TO-SCHOOL PROGRAM


Our Preschool is in the unique position of being part of a public school and as such we are able to offer the opportunity to make an easy transition between preschool and the 'big school'.

During the year your child is in preschool, the **STEP UP-TO-SCHOOL Program** will include the following:

- Participation in Library sessions
- Invitations to assemblies and participation in the award system
- Visits to 'big school' for some lunchtime sessions from term 3 to make friends and explore the playground.
- Familiarisation with their future teachers
- The 'Transition-To-School' program in Term 4 so children can come and experience the Kindergarten classroom and routine.

As a result we find that pre-schoolers entering Kindergarten are well adapted to life at Arncliffe West Infants and benefit from being able to continue their education with their preschool friends.

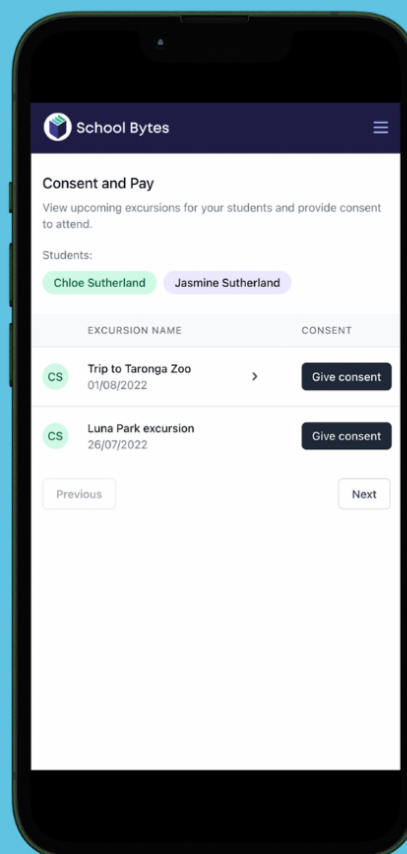
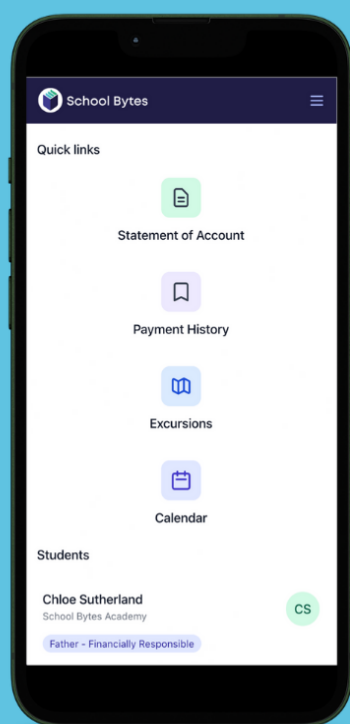
At AWIS Preschool, we implement the Early Years Learning Framework (EYLF) V2.0, 2022 for Australia into our daily practice.



“Fundamental to the Framework is a view of children’s lives as being characterised by *belonging, being and becoming*. From before birth children are connected to family, community, culture and place. Their earliest development and learning takes place through these relationships, particularly within families, who are the children’s first and most influential educators. As children participate in everyday life, they develop interests and construct their own identities and understandings of the world” Belonging, Being & Becoming: the Early Years Learning Framework for Australia V2.0, 2022 Page 7

AVAILABLE NOW!

We are excited to announce our school offers a flexible and simplified way parent/carers can make payments



The Parent Portal

- Easily make a payment online
- Download your receipt
- Sign and return permission notes digitally
- Use any credits on your account to make payment
- View your complete payment history
- Request a refund



School Bytes

Register for the Parent Portal via the
QR Code or visit

<https://portal.schoolbytes.education>





Parent App

Available now!

Download on the App Store or Google Play by clicking the image below.



Key Features


- Get real time push notifications from your school
- Stay signed in and save your card for secure payments for fees and excursions
- Give consent, sign forms and respond to attendance alerts
- View the school calendar and news


















Too sick for school?



Generally if your child feels unwell, keep them home from school and consult your doctor. This chart and the information it contains is not intended to take the place of a consultation with your doctor.

Bronchitis	Symptoms are coughing, a runny nose, sore throat and mild fever. The cough is often dry at first, becoming moist after a couple of days. There may be a slight wheeze and shortness of breath. A higher fever (typically above 39°C) may indicate pneumonia.	 ... until they are feeling better. Antibiotics may be needed.
Chickenpox (Varicella)	Slight fever, runny nose, and a rash that begins as raised pink spots that blister and scab.	 ... for 5 days from the onset of the rash and the blisters have dried.
Conjunctivitis	The eye feels 'scratchy', is red and may water. Lids may stick together on waking.	 ... while there is discharge from the eye unless a doctor has diagnosed a non-infectious cause.
Diarrhoea (no organism identified)	Two or more consecutive bowel motions that are looser and more frequent than normal and possibly stomach cramps.	 ... for at least 24 hours after diarrhoea stops.
Fever	A temperature of 38.5°C or more in older infants and children.	 ... until temperature is normal.
Gastroenteritis	A combination of frequent loose or watery stools (diarrhoea), vomiting, fever, stomach cramps, headaches.	 ... for at least 24 hours after diarrhoea and/or vomiting stops.
German measles (Rubella)	Often mild or no symptoms: mild fever, runny nose, swollen nodes, pink blotchy rash that lasts a short time.	 ... for at least 4 days after the rash appears.
Glandular Fever (Mononucleosis, EBV infection)	Symptoms include fever, headache, sore throat, tiredness, swollen nodes.	 ... unless they're feeling unwell.
Hand, Foot and Mouth Disease (HFMD)	Generally a mild illness caused by a virus, perhaps with a fever, blisters around the mouth, on the hands and feet, and perhaps the nappy area in babies.	 ... until all blisters have dried.
Hayfever (Allergic rhinitis) caused by allergy to pollen (from grasses, flowers and trees), dust mites, animal fur or hair, mould spores, cigarette smoke	Sneezing, a blocked or runny nose (rhinitis), itchy eyes, nose and throat, headaches.	 ... unless they feel unwell or are taking a medication which makes them sleepy.
Head lice or nits* (Pediculosis)	Itchy scalp, white specks stuck near the base of the hairs; lice may be found on the scalp.	 ... while continuing to treat head lice each night. Tell the school.

Hepatitis A	Often none in young children; sudden onset of fever, loss of appetite, nausea, vomiting, jaundice (yellowing of skin and eyes), dark urine, pale stools.	 ... for 2 weeks after first symptoms (or 1 week after onset of jaundice). Contact your doctor before returning to school.
Hepatitis B	Often no symptoms in young children. When they do occur, they can include fever, loss of appetite, nausea, vomiting, jaundice (yellowing of skin and eyes), dark urine.	 ... if they have symptoms. Contact your doctor before returning to school.  ... if they have a chronic infection (not the first outbreak) and no symptoms.
Impetigo (School sores)	Small red spots change into blisters that fill up with pus and become crusted; usually on the face, hands or scalp.	 ... until antibiotic treatment starts. Sores should be covered with watertight dressings.
Influenza	Sudden onset fever, runny nose, sore throat, cough, muscle aches and headaches.	 ... until well.
Measles	Fever, tiredness, runny nose, cough and sore red eyes for a few days followed by a red blotchy rash that starts on the face and spreads down the body and lasts 4 to 7 days.	 ... for at least 4 days after the rash appears.
Meningococcal Disease	Sudden onset of fever and a combination of headache, neck, stiffness, nausea, vomiting, drowsiness or rash.	Seek medical attention immediately. Patient will need hospital treatment. Close contacts receive antibiotics.
Molluscum Contagiosum	Multiple small lumps (2–5mm) on the skin that are smooth, firm and round, with dimples in the middle. In children, occur mostly on the face, trunk, upper arms and legs. Symptoms can last 6 months to 2 years.	
Mumps	Fever, swollen and tender glands around the jaw.	 ... for 9 days after onset of swelling.
Ringworm* (tinea corporis)	Small scaly patch on the skin surrounded by a pink ring.	 ... for 24 hours after fungal treatment has begun.
Runny nose or common cold		 ... unless there are other symptoms such as fever, sore throat, cough, rash or headache. Check with school.
Scabies*	Itchy skin, worse at night. Worse around wrists, armpits, buttocks, groin and between fingers and toes.	 ... until 24 hours after treatment has begun.
Shigella	Diarrhoea (which may contain blood, mucus and pus), fever, stomach cramps, nausea and vomiting.	 ... until there has not been a loose bowel motion for 24 hours. Antibiotics may be needed.
Slapped Cheek Syndrome (Parvovirus B19 infection, fifth disease, erythema infectiosum)	Mild fever, red cheeks, itchy lace-like rash, and possibly cough, sore throat or runny nose.	 ... as it is most infectious before the rash appears.
Whooping Cough (Pertussis)	Starts with a running nose, followed by persistent cough that comes in bouts. Bouts maybe followed by vomiting and a whooping sound as the child gasps for air.	 ... until the first 5 days of an antibiotic course has been completed. Unimmunised siblings may need to stay home too until treated with an antibiotic.
Worms (Threadworms, pinworms)	The main sign of threadworms is an itchy bottom. Sometimes children feel 'out of sorts' and do not want to eat much. They may also have trouble sleeping, due to itching at night.	 ... and tell the school as other parents will need to know to check their kids.

***It is important that the rest of the family is checked for head lice, scabies and ringworm**



Information provided by NSW Health.

© Owned by State of NSW through the Department of Education and Communities 2012. This work may be freely reproduced and distributed for non-commercial educational purposes only. Permission must be received from the department for all other uses.

2/2

COME AND HAVE FUN!!



Access more resources in various languages from the Department of Education at: education.nsw.gov.au/back-to-school